

Scaled data based on original data using
LM-79-08 Approved Method: Electrical and Photometric Measurements of Solid-
State Lighting Products

Test Report Prepared for
Cooper Lighting Solutions
(formerly Eaton)

Brand: McGRAW-EDISON

Report Number: P227423

Luminaire Tested: **ISW-AF-1200-LED-E1-RW-7050-ULG**

Issue Date: 3/3/2020

Test Information

Test Method: LM-79-08
Report Number: P227423
TEST IS SCALED FROM IESNA LM-79-08 TEST DATA (P29767)-DOWNLIGHT AND
Test Lab: INNOVATION CENTER-P2
Issue Date: 3/3/2020
Manufacturer: COOPER LIGHTING SOLUTIONS (FORMERLY EATON)
Product Line: MCGRAW-EDISON
Catalog Number: ISW-AF-1200-LED-E1-RW-7050-ULG
Description: IMPACT ELITE LED WEDGE LUMINAIRE WITH UPLIGHT
LIGHT SQUARE WITH ACCULED OPTICS-RECTANGULAR WIDE TYPE I, WITH UPLIGHT
GLOW
Light Source: (16) 5000K CCT, 70 CRI LEDs and (1) UPLIGHT LED
Ballast/Driver: ELECTRONIC DRIVER

Summary

Lumens per Lamp: N/A
Luminaire Lumens: 8535.2 lumens
Efficiency: N/A
Efficacy: 103.2 lumens/watt
Luminous Opening: Rectangular w/ Sides (W: 0.5' x L: 0.5' x H: 0.54')
IES Classification: Type II - Medium - Non-Cutoff
BUG Rating: B3 - U5 - G3

Input Watts (W): 82.7
Input Voltage (V): 120
Input Current (Ain): NR
Voltage Rise (V): NR
Power Factor: NR
Total Harmonic Distortion (THDi): NR
Frequency (hertz): 60
Stabilization Time: NR
Operation Time: NR
Ambient Temperature (°C): NR
Test Distance: 25 FT

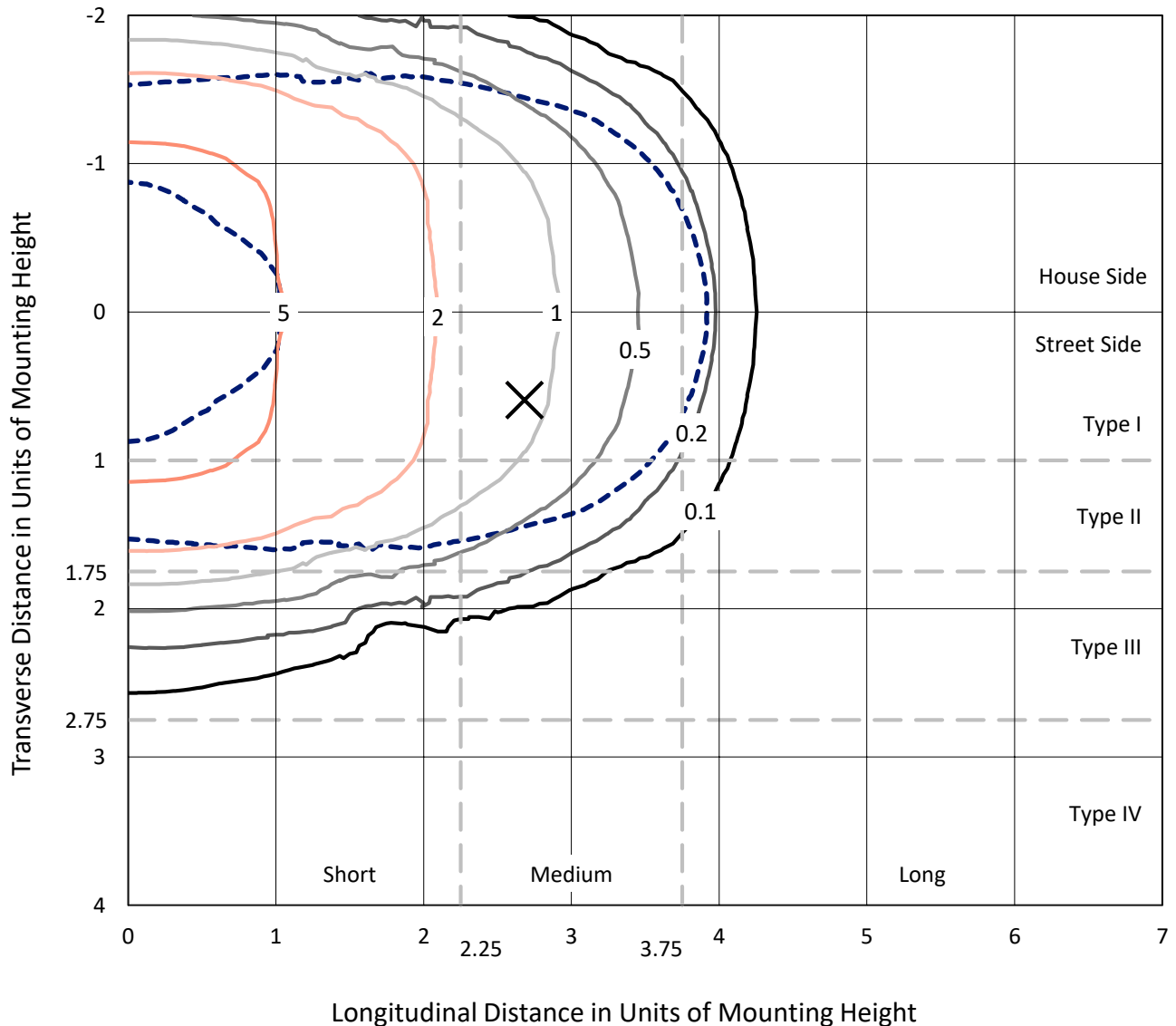


REPORT NUMBER: P227423

CATALOG NUMBER: ISW-AF-1200-LED-E1-RW-7050-ULG

Iso-Footcandle Lines of Horizontal Illumination

× Max cd
 - - - 1/2 Max cd

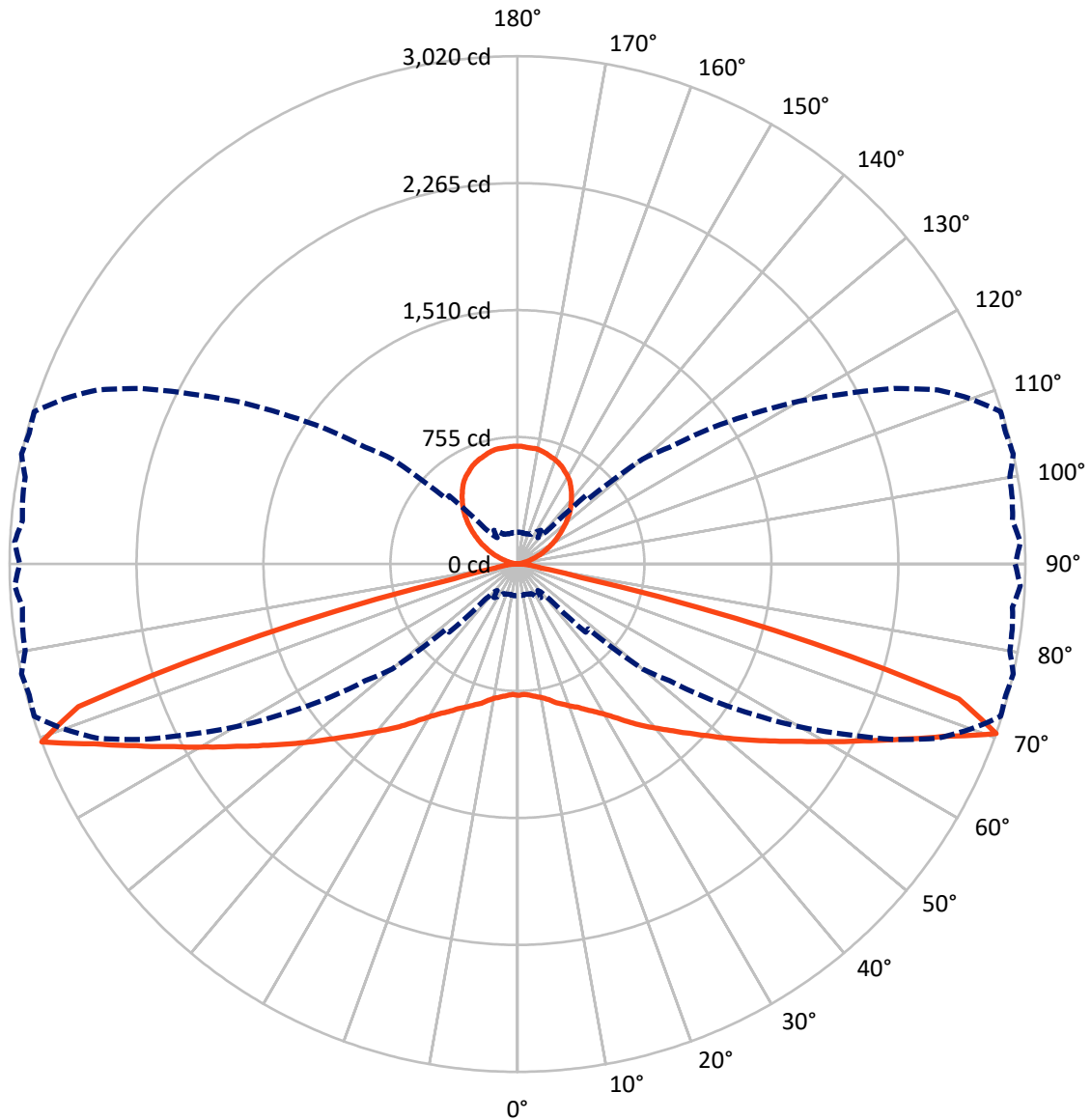


Based on 10 foot mounting height. Maximum calculated value = 8.1 fc
 Type II - Medium - Non-Cutoff

REPORT NUMBER: P227423

CATALOG NUMBER: ISW-AF-1200-LED-E1-RW-7050-ULG

Luminous Intensity Polar Plot



— Vertical Plane Through 77.5-Deg Lateral - - - Horizontal Cone Through 70-Deg Vertical

REPORT NUMBER: P227423

CATALOG NUMBER: ISW-AF-1200-LED-E1-RW-7050-ULG

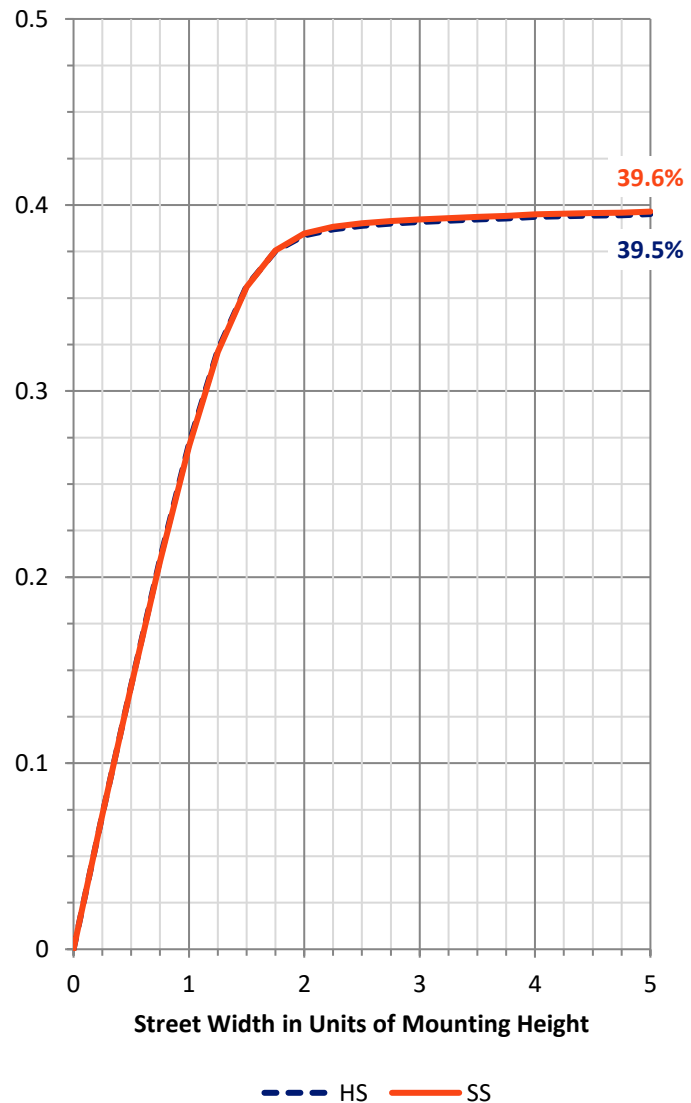
FLUX DISTRIBUTION:

		Downward	Upward	Total
House Side	Lumens	3399.5	868.1	4267.6
	% Fixture	39.8	10.2	50.0
Street Side	Lumens	3399.5	868.1	4267.6
	% Fixture	39.8	10.2	50.0
Total	Lumens	6799.0	1736.2	8535.2
	% Fixture	79.7	20.3	100.0

Coefficient of Utilization

ZONAL LUMENS:

Zone	Lumens	% Fixture
0°-10°	75.5	0.9
10°-20°	236.1	2.8
20°-30°	443.1	5.2
30°-40°	774.4	9.1
40°-50°	1262.3	14.8
50°-60°	1727.4	20.2
60°-70°	1589.0	18.6
70°-80°	621.2	7.3
80°-90°	70.1	0.8
90°-100°	10.3	0.1
100°-110°	57.4	0.7
110°-120°	166.1	1.9
120°-130°	273.2	3.2
130°-140°	336.8	3.9
140°-150°	344.6	4.0
150°-160°	290.3	3.4
160°-170°	191.2	2.2
170°-180°	66.3	0.8
0°-90°	6799.0	79.7
0°-180°	8535.2	100.0



REPORT NUMBER: P227423

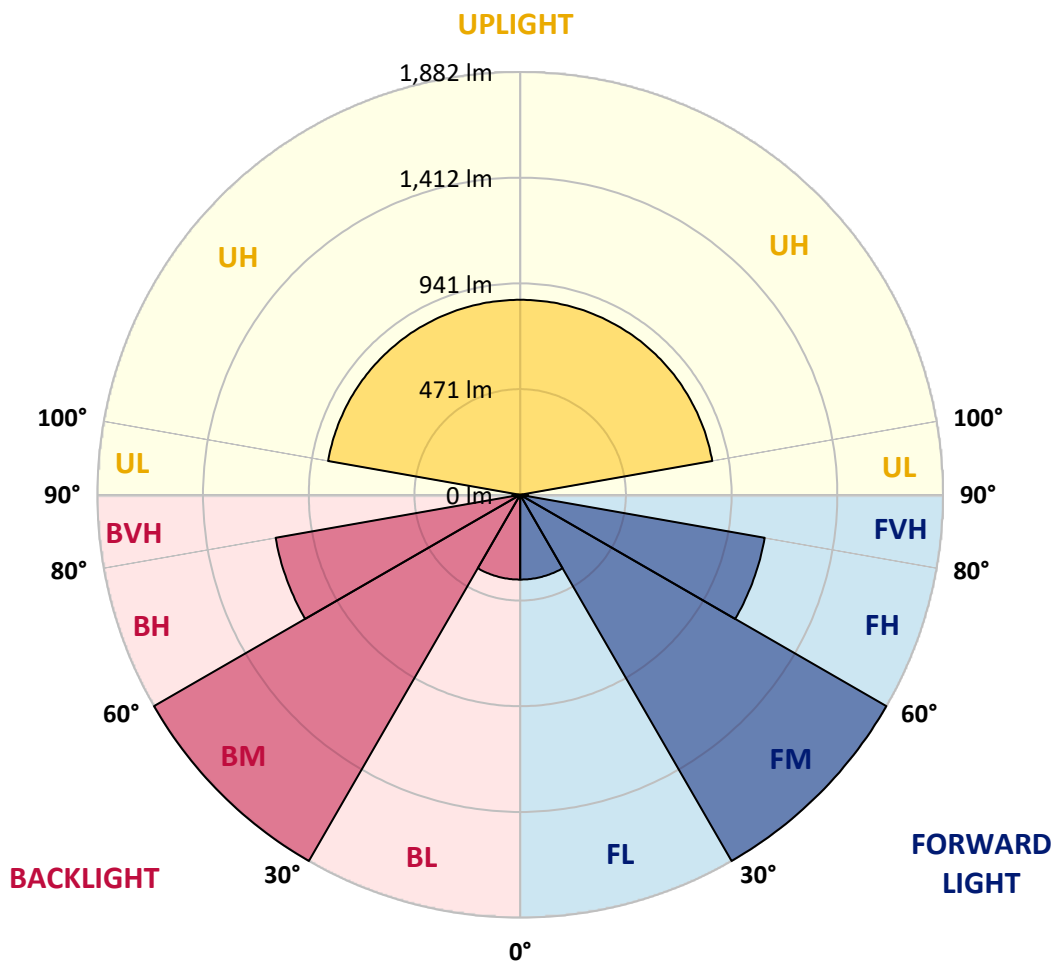
CATALOG NUMBER: ISW-AF-1200-LED-E1-RW-7050-ULG

LUMINAIRE CLASSIFICATION SYSTEM LUMEN TABLE AND BUG RATING:

Zone		Lumens	% Fixture	Zone Rating/Lumen Limit		
				B	U	G
FL	(0°-30°)	377.3	4.4			
FM	(30°-60°)	1882.0	22.1			
FH	(60°-80°)	1105.1	12.9			G1/1800
FVH	(80°-90°)	35.1	0.4			G1/100
BL	(0°-30°)	377.3	4.4	B1/500		
BM	(30°-60°)	1882.0	22.1	B2/2500		
BH	(60°-80°)	1105.1	12.9	B3/2500		G3/2500
BVH	(80°-90°)	35.1	0.4			G1/100
UL	(90°-100°)	10.3	0.1		U2/50	
UH	(100°-180°)	868.1	10.2		U4/1000	

BUG Rating: B3-U5-G3

Type II Medium





REPORT NUMBER: P227423

CATALOG NUMBER: ISW-AF-1200-LED-E1-RW-7050-ULG

CANDELA DISTRIBUTION (FULL):

	0°	5°	15°	25°	35°	37.5°	40°	42.5°	45°	47.5°	50°
0°	781.0	781.0	781.0	781.0	781.0	781.0	781.0	781.0	781.0	781.0	781.0
2.5°	778.0	777.0	777.0	778.0	780.0	781.0	779.0	780.0	780.0	779.0	782.0
5°	780.0	779.0	780.0	782.0	785.0	788.0	787.0	787.0	788.0	786.0	791.0
7.5°	778.0	777.0	779.0	784.0	791.0	795.0	795.0	795.0	797.0	796.0	802.0
10°	769.0	768.0	773.0	782.0	795.0	798.0	801.0	802.0	808.0	808.0	814.0
12.5°	761.0	762.0	769.0	783.0	804.0	805.0	809.0	813.0	821.0	817.0	828.0
15°	764.0	766.0	775.0	792.0	820.0	819.0	822.0	826.0	839.0	830.0	848.0
17.5°	779.0	782.0	792.0	812.0	841.0	836.0	840.0	846.0	863.0	852.0	873.0
20°	803.0	807.0	818.0	840.0	867.0	862.0	866.0	873.0	893.0	882.0	903.0
22.5°	835.0	839.0	851.0	876.0	905.0	899.0	903.0	909.0	931.0	914.0	940.0
25°	878.0	882.0	895.0	921.0	954.0	947.0	949.0	953.0	976.0	956.0	981.1
27.5°	938.0	942.0	953.0	978.1	1010.1	1004.1	1006.1	1010.1	1034.1	1014.1	1036.1
30°	1014.1	1018.1	1028.1	1053.1	1080.1	1073.1	1076.1	1079.1	1101.1	1081.1	1099.1
32.5°	1104.1	1103.1	1118.1	1144.1	1168.1	1155.1	1155.1	1155.1	1176.1	1156.1	1170.1
35°	1210.1	1210.1	1225.1	1250.1	1272.1	1257.1	1250.1	1246.1	1269.1	1244.1	1254.1
37.5°	1326.1	1321.1	1344.1	1367.1	1388.1	1369.1	1363.1	1358.1	1375.1	1347.1	1352.1
40°	1449.1	1445.1	1470.1	1496.1	1510.1	1485.1	1480.1	1474.1	1492.1	1465.1	1464.1
42.5°	1561.1	1558.1	1590.1	1620.1	1637.1	1605.1	1598.1	1592.1	1612.1	1585.1	1579.1
45°	1656.1	1655.1	1692.1	1733.1	1763.1	1729.1	1724.1	1714.1	1734.1	1701.1	1698.1
47.5°	1730.1	1726.1	1771.1	1831.1	1879.1	1844.1	1843.1	1836.1	1857.1	1821.1	1817.1
50°	1780.1	1783.1	1832.1	1902.1	1980.1	1947.1	1950.1	1947.1	1978.1	1942.1	1947.1
52.5°	1789.1	1795.1	1858.1	1950.1	2059.1	2019.1	2042.1	2051.1	2090.1	2059.1	2069.1
55°	1682.1	1699.1	1795.1	1955.1	2108.1	2083.1	2112.1	2138.1	2193.1	2167.1	2185.1
57.5°	1443.1	1478.1	1589.1	1821.1	2102.1	2116.1	2175.1	2215.1	2282.1	2259.1	2301.1
60°	1115.1	1139.1	1262.1	1533.1	1910.1	1929.1	2036.1	2163.1	2317.1	2349.1	2415.1
62.5°	730.0	744.0	864.0	1139.1	1579.1	1585.1	1718.1	1883.1	2150.1	2220.1	2405.1
65°	362.0	381.0	445.0	656.0	1106.1	1098.1	1244.1	1437.1	1783.1	1860.1	2161.1
67.5°	226.0	229.0	242.0	304.0	554.0	492.0	612.0	814.0	1233.1	1302.1	1684.1
70°	190.0	189.0	186.0	195.0	244.0	198.0	219.0	286.0	574.0	571.0	971.0
72.5°	175.0	172.0	164.0	163.0	170.0	156.0	158.0	162.0	230.0	193.0	374.0
75°	161.0	155.0	145.0	142.0	142.0	131.0	131.0	132.0	149.0	140.0	170.0
77.5°	144.0	137.0	127.0	123.0	119.0	107.0	106.0	107.0	120.0	112.0	127.0
80°	124.0	117.0	110.0	104.0	98.0	87.0	84.0	84.0	95.0	87.0	99.0
82.5°	108.0	99.0	97.0	87.0	78.0	68.0	65.0	60.0	70.0	61.0	74.0
85°	80.0	73.0	92.0	77.0	62.0	55.0	44.0	37.0	44.0	36.0	47.0
87.5°	46.0	43.0	81.0	61.0	55.0	59.0	36.0	26.0	25.0	22.0	26.0
90°	14.0	15.0	20.0	17.0	20.0	13.8	10.5	10.2	13.0	11.0	14.0
92.5°	4.0	4.0	5.0	6.0	6.0	6.0	6.0	6.0	6.0	6.2	6.5
95°	5.0	5.0	6.0	7.0	7.0	7.0	7.0	7.0	7.0	7.0	7.0
97.5°	7.0	7.0	8.0	8.0	9.0	9.0	9.0	9.0	9.0	9.8	10.5
100°	8.0	8.0	9.0	10.0	12.0	14.2	16.5	18.8	21.0	23.0	25.0
102.5°	11.0	11.0	13.0	18.0	27.0	30.2	33.5	36.8	40.0	42.5	45.0
105°	21.0	22.0	27.0	36.0	48.0	51.8	55.5	59.2	63.0	65.2	67.5
107.5°	41.0	42.0	49.0	58.0	73.0	76.8	80.5	84.2	88.0	89.8	91.5
110°	66.0	68.0	74.0	87.0	102.0	105.0	108.0	111.0	114.0	115.5	117.0



REPORT NUMBER: P227423

CATALOG NUMBER: ISW-AF-1200-LED-E1-RW-7050-ULG

CANDELA DISTRIBUTION (continued):

	0°	5°	15°	25°	35°	37.5°	40°	42.5°	45°	47.5°	50°
112.5°	99.0	99.0	106.0	121.0	134.0	136.2	138.5	140.8	143.0	144.2	145.5
115°	140.0	139.0	147.0	159.0	168.0	169.5	171.0	172.5	174.0	175.2	176.5
117.5°	184.0	184.0	189.0	197.0	202.0	202.8	203.5	204.2	205.0	206.5	208.0
120°	225.0	223.0	226.0	233.0	237.0	238.5	240.0	241.5	243.0	243.8	244.5
122.5°	263.0	260.0	261.0	267.0	271.0	272.5	274.0	275.5	277.0	277.5	278.0
125°	298.0	294.0	296.0	299.0	305.0	306.2	307.5	308.8	310.0	310.8	311.5
127.5°	330.0	329.0	329.0	333.0	339.0	339.2	339.5	339.8	340.0	341.2	342.5
130°	363.0	361.0	362.0	366.0	370.0	370.5	371.0	371.5	372.0	373.2	374.5
132.5°	396.0	394.0	393.0	401.0	404.0	404.2	404.5	404.8	405.0	406.5	408.0
135°	429.0	426.0	426.0	432.0	435.0	435.5	436.0	436.5	437.0	438.5	440.0
137.5°	460.0	457.0	459.0	460.0	464.0	465.0	466.0	467.0	468.0	469.2	470.5
140°	488.0	485.0	487.0	489.0	491.0	492.5	494.0	495.5	497.0	497.8	498.5
142.5°	518.0	515.0	517.0	518.0	521.0	522.0	523.0	524.0	525.0	525.5	526.0
145°	550.0	546.0	544.0	547.0	550.0	550.2	550.5	550.8	551.0	552.2	553.5
147.5°	575.0	572.0	571.0	574.0	574.0	574.2	574.5	574.8	575.0	576.2	577.5
150°	595.0	592.0	593.0	593.0	593.0	593.0	593.0	593.0	593.0	594.0	595.0
152.5°	611.0	608.0	608.0	609.0	610.0	610.0	610.0	610.0	610.0	610.2	610.5
155°	629.0	625.0	625.0	627.0	630.0	629.5	629.0	628.5	628.0	627.5	627.0
157.5°	646.0	643.0	643.0	644.0	646.0	645.8	645.5	645.2	645.0	644.8	644.5
160°	663.0	660.0	659.0	656.0	655.0	655.0	655.0	655.0	655.0	655.8	656.5
162.5°	673.0	669.0	669.0	665.0	661.0	661.5	662.0	662.5	663.0	664.0	665.0
165°	681.0	678.0	676.0	676.0	673.0	673.0	673.0	673.0	673.0	672.8	672.5
167.5°	690.0	687.0	684.0	686.0	688.0	687.2	686.5	685.8	685.0	683.2	681.5
170°	698.0	695.0	692.0	692.0	693.0	692.5	692.0	691.5	691.0	689.8	688.5
172.5°	699.0	697.0	695.0	693.0	690.0	690.0	690.0	690.0	690.0	689.8	689.5
175°	700.0	698.0	697.0	695.0	691.0	690.8	690.5	690.2	690.0	690.0	690.0
177.5°	707.0	705.0	700.0	699.0	697.0	696.5	696.0	695.5	695.0	694.8	694.5
180°	700.0	700.0	700.0	700.0	700.0	700.0	700.0	700.0	700.0	700.0	700.0



REPORT NUMBER: P227423

CATALOG NUMBER: ISW-AF-1200-LED-E1-RW-7050-ULG

CANDELA DISTRIBUTION (continued):

	52.5°	55°	57.5°	60°	62.5°	65°	67.5°	70°	72.5°	75°	77.5°
0°	781.0	781.0	781.0	781.0	781.0	781.0	781.0	781.0	781.0	781.0	781.0
2.5°	779.0	782.0	778.0	782.0	775.0	781.0	776.0	782.0	777.0	782.0	776.0
5°	784.0	792.0	783.0	794.0	781.0	794.0	783.0	795.0	785.0	795.0	784.0
7.5°	792.0	806.0	794.0	808.0	792.0	810.0	795.0	812.0	797.0	813.0	796.0
10°	802.0	820.0	804.0	822.0	803.0	824.0	805.0	827.0	807.0	829.0	808.0
12.5°	811.0	834.0	816.0	840.0	819.0	844.0	822.0	850.0	826.0	855.0	828.0
15°	828.0	858.0	835.0	864.0	840.0	869.0	845.0	877.0	850.0	883.0	855.0
17.5°	850.0	883.0	859.0	888.0	862.0	894.0	868.0	900.0	873.0	907.0	876.0
20°	880.0	913.0	888.0	916.0	891.0	920.0	894.0	923.0	900.0	929.0	902.0
22.5°	914.0	945.0	918.0	946.0	918.0	945.0	920.0	946.0	923.0	950.0	926.0
25°	955.0	984.1	957.0	981.1	953.0	977.0	953.0	977.0	956.0	979.1	961.0
27.5°	1012.1	1034.1	1006.1	1027.1	997.1	1018.1	993.1	1014.1	994.1	1014.1	996.1
30°	1076.1	1096.1	1064.1	1081.1	1048.1	1064.1	1037.1	1055.1	1034.1	1053.1	1039.1
32.5°	1146.1	1162.1	1130.1	1144.1	1110.1	1124.1	1095.1	1107.1	1089.1	1101.1	1092.1
35°	1224.1	1240.1	1207.1	1220.1	1186.1	1198.1	1169.1	1175.1	1157.1	1165.1	1157.1
37.5°	1317.1	1331.1	1293.1	1305.1	1268.1	1283.1	1248.1	1254.1	1232.1	1237.1	1221.1
40°	1417.1	1432.1	1387.1	1399.1	1353.1	1370.1	1331.1	1335.1	1305.1	1310.1	1285.1
42.5°	1525.1	1539.1	1483.1	1493.1	1439.1	1457.1	1411.1	1419.1	1383.1	1388.1	1356.1
45°	1644.1	1652.1	1590.1	1597.1	1532.1	1550.1	1492.1	1507.1	1464.1	1474.1	1437.1
47.5°	1755.1	1771.1	1703.1	1709.1	1639.1	1650.1	1583.1	1603.1	1557.1	1572.1	1527.1
50°	1882.1	1894.1	1829.1	1830.1	1762.1	1766.1	1691.1	1711.1	1661.1	1677.1	1629.1
52.5°	2012.1	2020.1	1950.1	1957.1	1890.1	1897.1	1822.1	1830.1	1772.1	1786.1	1739.1
55°	2138.1	2140.1	2082.1	2080.1	2017.1	2030.1	1947.1	1965.1	1896.1	1911.1	1858.1
57.5°	2264.1	2271.1	2217.1	2219.1	2156.1	2165.1	2090.1	2103.1	2038.1	2056.1	1990.1
60°	2397.1	2419.1	2366.1	2373.1	2313.1	2331.1	2240.1	2257.1	2186.1	2215.1	2144.1
62.5°	2482.1	2564.1	2554.1	2565.1	2508.1	2517.1	2423.1	2450.1	2365.1	2386.1	2313.1
65°	2320.1	2521.1	2623.1	2735.1	2738.1	2767.1	2676.1	2686.1	2601.1	2596.1	2510.1
67.5°	1891.1	2139.1	2311.1	2541.1	2702.1	2857.1	2913.1	2927.1	2881.1	2832.1	2735.1
70°	1141.1	1412.1	1665.1	1936.1	2190.1	2469.1	2706.1	2870.1	3013.2	3006.2	3020.2
72.5°	451.0	676.0	845.0	1099.1	1351.1	1660.1	1922.1	2153.1	2399.1	2550.1	2746.1
75°	178.0	235.0	275.0	417.0	537.0	767.0	998.1	1123.1	1316.1	1448.1	1584.1
77.5°	128.0	140.0	142.0	165.0	174.0	241.0	282.0	325.0	366.0	392.0	387.0
80°	99.0	107.0	107.0	117.0	116.0	129.0	126.0	138.0	137.0	147.0	140.0
82.5°	74.0	79.0	79.0	87.0	87.0	95.0	93.0	101.0	98.0	105.0	98.0
85°	48.0	53.0	53.0	57.0	55.0	63.0	62.0	68.0	65.0	68.0	63.0
87.5°	27.0	30.0	31.0	34.0	31.0	37.0	36.0	39.0	36.0	39.0	37.0
90°	11.0	13.0	11.5	14.0	11.5	18.0	14.0	19.0	12.0	21.0	13.5
92.5°	6.8	7.0	7.0	7.0	7.0	7.0	6.8	6.5	6.2	6.0	6.0
95°	7.0	7.0	7.2	7.5	7.8	8.0	7.8	7.5	7.2	7.0	7.0
97.5°	11.2	12.0	11.5	11.0	10.5	10.0	9.8	9.5	9.2	9.0	8.8
100°	27.0	29.0	28.2	27.5	26.8	26.0	25.2	24.5	23.8	23.0	22.0
102.5°	47.5	50.0	49.2	48.5	47.8	47.0	45.8	44.5	43.2	42.0	41.2
105°	69.8	72.0	71.5	71.0	70.5	70.0	68.8	67.5	66.2	65.0	64.0
107.5°	93.2	95.0	94.8	94.5	94.2	94.0	93.0	92.0	91.0	90.0	89.2
110°	118.5	120.0	120.2	120.5	120.8	121.0	120.5	120.0	119.5	119.0	118.2



REPORT NUMBER: P227423

CATALOG NUMBER: ISW-AF-1200-LED-E1-RW-7050-ULG

CANDELA DISTRIBUTION (continued):

	52.5°	55°	57.5°	60°	62.5°	65°	67.5°	70°	72.5°	75°	77.5°
112.5°	146.8	148.0	148.5	149.0	149.5	150.0	149.8	149.5	149.2	149.0	148.5
115°	177.8	179.0	179.8	180.5	181.2	182.0	181.2	180.5	179.8	179.0	178.5
117.5°	209.5	211.0	212.0	213.0	214.0	215.0	213.8	212.5	211.2	210.0	209.5
120°	245.2	246.0	247.0	248.0	249.0	250.0	248.8	247.5	246.2	245.0	244.5
122.5°	278.5	279.0	280.0	281.0	282.0	283.0	281.8	280.5	279.2	278.0	277.5
125°	312.2	313.0	313.5	314.0	314.5	315.0	313.8	312.5	311.2	310.0	310.0
127.5°	343.8	345.0	345.2	345.5	345.8	346.0	346.0	346.0	346.0	346.0	345.8
130°	375.8	377.0	378.0	379.0	380.0	381.0	381.0	381.0	381.0	381.0	380.5
132.5°	409.5	411.0	412.2	413.5	414.8	416.0	415.5	415.0	414.5	414.0	414.0
135°	441.5	443.0	444.2	445.5	446.8	448.0	447.8	447.5	447.2	447.0	447.8
137.5°	471.8	473.0	473.5	474.0	474.5	475.0	475.2	475.5	475.8	476.0	477.2
140°	499.2	500.0	500.5	501.0	501.5	502.0	502.5	503.0	503.5	504.0	505.2
142.5°	526.5	527.0	528.5	530.0	531.5	533.0	533.0	533.0	533.0	533.0	533.2
145°	554.8	556.0	557.5	559.0	560.5	562.0	561.8	561.5	561.2	561.0	560.2
147.5°	578.8	580.0	581.2	582.5	583.8	585.0	585.2	585.5	585.8	586.0	585.2
150°	596.0	597.0	597.8	598.5	599.2	600.0	600.8	601.5	602.2	603.0	603.8
152.5°	610.8	611.0	611.8	612.5	613.2	614.0	615.0	616.0	617.0	618.0	619.2
155°	626.5	626.0	627.2	628.5	629.8	631.0	632.2	633.5	634.8	636.0	636.5
157.5°	644.2	644.0	645.0	646.0	647.0	648.0	648.5	649.0	649.5	650.0	650.0
160°	657.2	658.0	659.5	661.0	662.5	664.0	663.2	662.5	661.8	661.0	660.8
162.5°	666.0	667.0	668.0	669.0	670.0	671.0	670.8	670.5	670.2	670.0	669.5
165°	672.2	672.0	673.2	674.5	675.8	677.0	677.8	678.5	679.2	680.0	679.5
167.5°	679.8	678.0	679.5	681.0	682.5	684.0	685.0	686.0	687.0	688.0	688.0
170°	687.2	686.0	686.8	687.5	688.2	689.0	690.2	691.5	692.8	694.0	694.5
172.5°	689.2	689.0	689.8	690.5	691.2	692.0	692.5	693.0	693.5	694.0	694.5
175°	690.0	690.0	691.2	692.5	693.8	695.0	695.2	695.5	695.8	696.0	695.5
177.5°	694.2	694.0	695.2	696.5	697.8	699.0	699.5	700.0	700.5	701.0	700.2
180°	700.0	700.0	700.0	700.0	700.0	700.0	700.0	700.0	700.0	700.0	700.0



REPORT NUMBER: P227423

CATALOG NUMBER: ISW-AF-1200-LED-E1-RW-7050-ULG

CANDELA DISTRIBUTION (continued):

	80°	82.5°	85°	87.5°	90°
0°	781.0	781.0	781.0	781.0	781.0
2.5°	781.0	779.0	783.0	777.0	782.0
5°	795.0	786.0	797.0	786.0	796.0
7.5°	814.0	799.0	815.0	799.0	815.0
10°	832.0	807.0	833.0	809.0	834.0
12.5°	859.0	829.0	863.0	830.0	863.0
15°	889.0	855.0	893.0	856.0	895.0
17.5°	913.0	880.0	917.0	880.0	918.0
20°	933.0	907.0	938.0	907.0	941.0
22.5°	956.0	937.0	962.0	937.0	968.0
25°	986.1	973.0	993.1	975.0	997.1
27.5°	1021.1	1012.1	1028.1	1015.1	1032.1
30°	1062.1	1059.1	1067.1	1061.1	1071.1
32.5°	1108.1	1115.1	1115.1	1115.1	1119.1
35°	1175.1	1181.1	1181.1	1183.1	1184.1
37.5°	1239.1	1249.1	1248.1	1251.1	1251.1
40°	1306.1	1319.1	1319.1	1319.1	1321.1
42.5°	1380.1	1394.1	1396.1	1390.1	1394.1
45°	1463.1	1468.1	1473.1	1470.1	1477.1
47.5°	1552.1	1557.1	1561.1	1557.1	1568.1
50°	1657.1	1656.1	1667.1	1656.1	1672.1
52.5°	1767.1	1776.1	1783.1	1772.1	1783.1
55°	1891.1	1888.1	1911.1	1896.1	1911.1
57.5°	2027.1	2027.1	2050.1	2036.1	2053.1
60°	2188.1	2175.1	2207.1	2184.1	2207.1
62.5°	2351.1	2328.1	2364.1	2344.1	2374.1
65°	2539.1	2506.1	2540.1	2514.1	2541.1
67.5°	2729.1	2691.1	2702.1	2689.1	2704.1
70°	2973.2	2968.2	2955.2	2993.2	2960.2
72.5°	2715.1	2773.1	2726.1	2817.1	2755.1
75°	1668.1	1775.1	1834.1	1927.1	1912.1
77.5°	395.0	351.0	387.0	347.0	391.0
80°	146.0	133.0	139.0	121.0	135.0
82.5°	100.0	87.0	84.0	67.0	72.0
85°	64.0	52.0	48.0	40.0	44.0
87.5°	38.0	29.0	27.0	23.0	24.0
90°	19.0	11.5	15.0	9.0	14.0
92.5°	6.0	6.0	6.0	6.0	6.0
95°	7.0	7.0	7.0	7.0	7.0
97.5°	8.5	8.2	8.0	8.0	8.0
100°	21.0	20.0	19.0	19.0	19.0
102.5°	40.5	39.8	39.0	38.5	38.0
105°	63.0	62.0	61.0	61.0	61.0
107.5°	88.5	87.8	87.0	86.5	86.0
110°	117.5	116.8	116.0	116.5	117.0



REPORT NUMBER: P227423

CATALOG NUMBER: ISW-AF-1200-LED-E1-RW-7050-ULG

CANDELA DISTRIBUTION (continued):

	80°	82.5°	85°	87.5°	90°
112.5°	148.0	147.5	147.0	147.0	147.0
115°	178.0	177.5	177.0	177.5	178.0
117.5°	209.0	208.5	208.0	208.5	209.0
120°	244.0	243.5	243.0	243.0	243.0
122.5°	277.0	276.5	276.0	276.5	277.0
125°	310.0	310.0	310.0	310.0	310.0
127.5°	345.5	345.2	345.0	346.0	347.0
130°	380.0	379.5	379.0	379.5	380.0
132.5°	414.0	414.0	414.0	414.5	415.0
135°	448.5	449.2	450.0	450.5	451.0
137.5°	478.5	479.8	481.0	481.5	482.0
140°	506.5	507.8	509.0	510.0	511.0
142.5°	533.5	533.8	534.0	535.0	536.0
145°	559.5	558.8	558.0	559.0	560.0
147.5°	584.5	583.8	583.0	584.0	585.0
150°	604.5	605.2	606.0	608.0	610.0
152.5°	620.5	621.8	623.0	625.5	628.0
155°	637.0	637.5	638.0	639.5	641.0
157.5°	650.0	650.0	650.0	652.5	655.0
160°	660.5	660.2	660.0	663.0	666.0
162.5°	669.0	668.5	668.0	671.0	674.0
165°	679.0	678.5	678.0	680.0	682.0
167.5°	688.0	688.0	688.0	691.0	694.0
170°	695.0	695.5	696.0	698.5	701.0
172.5°	695.0	695.5	696.0	698.5	701.0
175°	695.0	694.5	694.0	696.5	699.0
177.5°	699.5	698.8	698.0	700.0	702.0
180°	700.0	700.0	700.0	700.0	700.0

(END OF REPORT)